



FLOW SIGHT GLASS GAUGE F SERIES

Flange Connection With or Without Spring Paddle

The flow sight glass was designed with or without spring paddle for easy observation of flowing fluid from any direction.

Technical Data

- Service:** – Compatible gas and liquid – Water treatment system
 – Industrial flow system – Double window indication
- Material:** Body– SS316, SS304, SS316L, SS304L, option available;
 Paddle– SS316; Spring– SS316; Gage– Tempered glass;
 Gasket– Teflon, Gore Tex, Graphite
- Max. working temperature:** 200°C (option: 300°C available)
- Max. working pressure:** FA type– 10 kg/cm² at 25°C water
 FB type– 15 kg/cm² at 25°C water (option: 30 kg/cm²)
 (FA, FB upon pressure on request available)



Dimension-mm

FA Type (with paddle)

Spring Paddle

FB Type (with paddle)

Spring Paddle

Drip Tube Type (without paddle)

Drip Tube

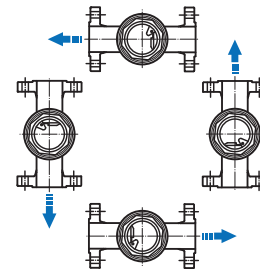
for FA Type

Size	15A	20A	25A	40A	50A
A	114	114	114	130	150
B	130	130	160	200	220
B (option)	140	140	140	180	220

for FB Type

Size	15A	20A	25A	40A	50A	65A	80A	100A	125A	150A	200A
A	72	72	72	115	129	134	150	190	240	250	345
B	130	130	160	200	220	270	270	320	380	420	500
B (option)	140	140	140	180	220	260	260	310	–	–	–

Mounting Position



Flow Range Table

Item Code	Flow Range	Connection Size
A	0~1.5 M ³ /H	½"(15A), ¾"(20A), 1"(25A)
B	0~3 M ³ /H	½"(15A), ¾"(20A), 1"(25A)
C	0~4 M ³ /H	½"(15A), ¾"(20A), 1"(25A)
D	0~8 M ³ /H	1¼"(32A), 1½"(40A), 2"(50A)
E	0~10 M ³ /H	1¼"(32A), 1½"(40A), 2"(50A)
F	0~12 M ³ /H	1¼"(32A), 1½"(40A), 2"(50A)
G	0~16 M ³ /H	1¼"(32A), 1½"(40A), 2"(50A)
H	0~18 M ³ /H	2"(50A)
I	0~24 M ³ /H	2"(50A)
J	0~22 M ³ /H	3"(80A), FB type available only

Ordering Information

FA/FB	Code	Type	Code	Gasket Material
↓	↓	W With Paddle	N Without Paddle (Drip Tube)– scale unavailable	(1) Teflon (2) Gore-Tex (3) Graphite
		Code	Wetted Parts Material	Code CE 1128 Mark Request
↓	↓	(1) SS316 (2) SS304 (3) SS316L (4) SS304L (5) option		(1) with label sticker (2) with S.S nameplate
		Code Size		(3) stamp (4) without
↓	↓	(1) 15A (2) 20A (3) 25A (4) 40A (5) 50A (6) 65A		Code Flow Range
		(7) 80A (8) 100A (9) 125A (10) 150A (11) 200A		A~J Please refer to the Flow Range Table, and fill out the item code of requested range directly.
↓	↓	Code Connection Rating		N No need flow range scale
		(1) JIS 10K (2) JIS 20K (3) ANSI 150#		
↓	↓	(4) ANSI 300# (5) PN10 (6) PN16		
		(7) PN25 (0) option		
FA/FB			+	Complete Ordering Code